



Quality Construction & Craftsmanship



Building at Your Location...
To Your Specs!

Decks • Cabins • Pavilions • Pole Barns • Garages
Metal Sales • Seamless Spouting • Equestrian Facilities
Commercial Construction • Agricultural Construction

Pine Creek's 10 Great Standard Building Features

1. Engineered trusses on 16" or 24" centers withstand up to a 46 lb. snow load.
2. 2x4 or 2x6 wall and rafter studding on 16" centers.
3. Treated plate on concrete.
4. 3/8" stud anchors.
5. 7/16" roof sheathing with synthetic felt paper.
6. GAF Architectural shingles covered by a lifetime warranty.
7. 12" vented overhangs on all sides.
8. Durable vinyl siding carries a lifetime warranty
9. Insulated windows and garage doors. Garage doors include torsion springs.
10. Workmanship backed by 5 Year warranty.

The Richmond Series

The Richmond series is a practical design with upscale features, including a 5/12 pitch truss roof. This model features 12" overhangs on all sides to add a classy look to your structure. We recommend constructing this on a concrete pad or concrete footer for maximum durability. Your choice of siding: vinyl, board-n-batten, log, or metal.



Richmond 24' x 28'
8'6" wall height with carriage house doors



Richmond 24' x 32' shown with Vinyl Siding, 9' x 7' Garage Doors, Gable Entry and One Window



Richmond 24' x 28' shown with Board 'n' Batten Siding, Optional 10' Walls, Extra Entry Door and Metal Roof.



Richmond 24' x 28' shown 8' Walls, Log Siding, 2 - 9'x7' Doors and Side Entry Door.

The Gambrel Appalachian Series

If you appreciate the look of the gambrel barn style, this one is for you! This model's attic truss design will give you lots of additional storage overhead. Includes attic area floor with 3/4" sub flooring. For access to attic area, choose from options: pull down attic stairs; 36" interior stairway or exterior stairway with landing. Clear span truss design does not require posts on the bottom garage area.



Gambrel Appalachian 40' x 50' shown with Metal Siding, three 10'x9' Garage Doors (front), two 12'x9' Garage Doors (back) and Metal Roof.

Gambrel Appalachian 28' x 32' shown with Vinyl Siding, 9'6" walls, two 9'x8' Garage Doors and side Entry Door.



**Additional
Overhead
Storage**

**Practical
Designs with
Upscale
Features!**



"Total satisfaction is rare, but this time we got complete satisfaction."

We are very glad we chose your company to do the job."

— Pat & Bob M.

Let our team of skilled, courteous craftsmen do the work. Serving the Mid-Atlantic and New England states, Pine Creek Construction builds garages, additions, summer cabins, animal shelters, and more - to custom specifications.

Bring us your dreams and we'll turn them into reality!



"Your attention to detail and design on our custom garage produced a perfect match to our home. We would recommend you to anyone looking to add a garage."

— Dave & Tracy B.

The Shenandoah Series



Shenandoah 20' x 24' shown with Stone Veneer and Vinyl Siding, 8'6" Walls, 7/12 Pitch Roof, 9' x 7' Garage Doors, and side Entry Door.



The Shenandoah design will give you storage overhead with its attic truss system. The 8/12 roof pitch and 12" gable and eave overhangs give this model a unique look. Includes attic area floor with 3/4" sub flooring.

For access to attic area, choose from options: pull down attic stairs; 36" interior stairway or exterior stairway with landing. Clear span truss design does not require any posts on the bottom garage area.



Shenandoah 36' x 30' shown with 8'6" Walls, 8/12 Pitch Roof, Vinyl Siding, and three 9' x 7' Garage Doors.



Shenandoah 20' x 30' shown with 12' Walls, Board 'n' Batten Siding, 10' x 10' Garage Door and a Metal Roof.



Shenandoah 24' x 36' shown with 8'6" Walls & 10'6" Walls, 8/12 Pitch Roof, Board 'n' Batten Siding and Stone Veneer, two 9' x 7' and one 9' x 8' Garage Doors, and Dormer Windows.



Shenandoah 30' x 40' shown with 10' Walls, 8/12 Pitch Roof, Vinyl Siding, three 10' x 8' Garage Doors, and Dormer Windows



Shenandoah 24' x 24' with 18' x 8' Office shown with 10' Walls, 10/12 Pitch Roof, Hardie Plank Siding and Stone Overlay, two 9' x 7' Garage Doors, side Entry Door and Standing Seam Metal Roof

The Shenandoah Series CONTINUED

From contemporary structures to rustic styles like those of days gone by, we can help. Choose from an unlimited range of sidings, including custom-matched vinyl, log siding, board 'n' batten, ship-lapped cedar, or painted steel. Likewise with roofing - if it is available, we can get it.



Shenandoah 28' x 26'
2 story garage addition. 24' dormer on front and back.



Shenandoah 30' x 36' shown with 15'x15' pavilion, cedar lap siding, shingle roof, and 10' dormer




Shenandoah 24' x 32' shown with 8'6" wall height, carriage house door, and 2 - 4' dormers.

BELOW:
Shenandoah 24' x 36' shown with 8'6" wall height, board 'n' batten siding and metal roof



Shenandoah 30' x 46' shown with Vinyl Siding, Eave Entry, Optional 16'x7' Garage Door (additional) and attached breezeway.



"The quality and workmanship was unbeatable - all of my neighbors commented on the design and workmanship. I couldn't be happier."
— T. Krause

Whether you're looking to build a dream workshop, need storage for vehicles, tractors or other equipment, or want to setup a warehouse, office building or auto service facility our pole buildings offer the flexibility and cost-effective features you're looking for.



"I am thankful we ran into you at the home builder show last year. I thought of your company as just sheds, garages, gazebos, swings sets, and lawn furniture. I now know better."

— John & Lori M.

The Belmont Series Pole Barn Series

This is our ever-so-popular pole building. This post framed structure comes standard with 8', 10', 12', or 16' wall heights, 4/12 roof pitch, G-100 28 gauge steel, pre-cast concrete pills, and is available with or without a poured concrete floor. Attic and gambrel style roofs are available with this series.



Belmont 40' x 60' shown with 14' x 14' Split Slider, 12' x 13' Garage Doors, Entry Door and Windows.

Standard Pole Buildings Features:

- G-100 Roof Metal w/ 2x4 Purlins
- Pre-Engineered Roof Trusses
- Hurricane Clips
- Southern Yellow Pine Headers
- G-100 Wall Metal
- 3ply/4ply Glulam Posts
- 2x4 Wall Purlins
- 2x8 Skirt Board
- Optional 4" - 6" Concrete Floor
- Ground or Concrete Backfill
- 5.75" x 16" Diameter Concrete Piles



Belmont 50' x 50' shown 8' Walls, 5/12 Pitch Roof, Metal Siding, Stone Veneer, and Gable Entry.



Belmont 80' x 300' Commercial Pole Building



Belmont 80' x 108' shown with 50' x 32' attached Office, 14' x 14' Garage Doors, Entry Doors, and Windows.

We offer storage and building solutions for nearly any application. With our wide variety of pole barns and garages to choose from and our flexibility to with custom design buildings, we can make a building for customers on nearly any budget.

The Belmont Series

Pole Barn Series CONTINUED



Belmont 40' x 60'
with 15' lean to, textured black roof and rural red siding



Belmont 20' x 32' shown 12' wall height, board 'n' batten siding, and metal roof



Belmont 38' x 56' shown 17' wall height, 3 - 9' x 9' overhead doors



Belmont 28' x 35' shown with standard 10' Walls, 12" overhangs, 4/12 roof pitch and two 10'x9' Garage Doors with Side Entry Door.

BELOW:
Belmont 20' x 40' shown with sliding door, rural red siding and textured black roof.



"We appreciate the GREAT customer service with the repair of our pole barn! Thank you for standing behind your buildings and for taking care of us so quickly!"
— S. Miller



Belmont 40' x 80' shown with 12' x 12' Garage Doors, Cupolas and Windows.



Equestrian Series

Belmont & Mossburg Pole Buildings

Our goal with you, as it is with all of our customers, is to exceed each and every one of your expectations. That means always being clean, quick, thorough, within budget, and completed in the time-frame we promised. We've got someone in the office every weekday during business hours, and we'll make every effort to make sure you love your new building.

Our horse barns can be custom built to your specifications including everything you need to comfortably house a team of horses. Our most popular horse barns are our Equestrian Series barns, but we can custom build to suit your needs. This post framed structure comes standard with 8', 10', 12', or 16' wall heights, G-100 28 gauge steel roof, pre-cast concrete pills, and is complete with horse stalls and overhead hay storage. Lean-to's are also quite popular with this series.



Belmont 36' x 52' shown with 12' Walls, Metal Siding, 8' Lean-Tos on both sides, Sliding Doors, Dutch Doors, Metal Roof and Cupolas.



Belmont 30' x 36' with 10'x30' Porches shown with 10' Walls, Metal Siding, 9' x 8' & 12' x 10' Slider Doors, Dutch Doors, and Metal Roof.



Gambrel 32' x 34' shown with 10' Walls, Board 'N' Batten Siding, 10' x 10' & 5' x 7' Sliding Doors, Dutch Doors and Metal Roof.



Belmont 30' x 36' with 10' Lean-to shown with 9' Walls, 10/12 Pitch Roof, Shingle Roof, Metal Siding, Two Stalls, Dutch Doors, Split Slider Doors, and second floor for hay storage.



Mossburg 24' x 52' with 6' Porch shown with 9' Walls, Metal Siding, 12' x 8' & 9' x 8' Garage Doors, 2 Side Entry Doors and Metal Roof.



Mossburg 40' x 40' & 30' x 60' L Shape shown with sliding glass door and carriage house garage doors

Equestrian Series Standard Features

- 2" x 8" Pre-Treated Skirt Board
- Full Length Pre-Treated Posts
- G-100 Metal Siding/Roofing
- 12" Overhangs
- Full Length Ridge Vent
- Windows
- 36" Fiberglass Entry Door
- Weather Stripping
- Dutch Doors & Sliding Doors
- Horse Stalls
- Hay Storage

"The workmanship was great, and the project was clean, quick, and thorough. The cost was well within our budget, and completed in the time frame promised!"

— Joe & Jayne B.

Equestrian Series

Interiors & Features

Our horse barns can be custom built to your specifications including everything you need to comfortably house your team of horses. We can custom building your barn to suit your needs.



Horse Stalls

Your horses deserve only the best, that's why we offer almost unlimited horse stall options. Available in any size, our horse stalls are typically lined with 2"x8" kick boards and are commonly paired with grills and adjoining tack rooms.



"The craftsmanship was notable, they were prompt and extremely efficient. When the job was done it was done correctly, on budget, and there was no mess to clean up."
— H. Gobin

Hay Storage

No horse barn is complete without proper overhead hay storage. With monitor, lofted, and gambrel overhead storage options, your possibilities are near endless.




Options & Upgrades

Enhance the beauty and practicality of your new building with some additional options.

Cupolas

Our cupolas are highly detailed in construction and are made to withstand the elements for many years. We offer many different sizes of cupolas.



Snowbirds, Snowbars and Spouting

Pine Creek Construction offers variations options for your roofing. Adding snowbirds or snowbars to your roof will stop the snow from sliding off your roof.



Siding Options

Choose from Vinyl, Log, Board 'N' Batten or Metal Siding. Our Vinyl or Metal Sidings come in a variety of colors.



Vinyl Siding



Log Siding



Board 'N' Batten Siding



Metal Siding




80' x 100' with 13' Walls shown with Copper Roof and 2' eyebrows over entry door and overhead



Why Settle for Less Than Exactly What You've Been Looking for?

Pine Creek Promises:

- A fully customizable building designed to YOUR specs
- State-of-the-art 3D modeling capabilities
- An in-house architect dedicated to designing YOUR building to YOUR needs
- Help with building applications and township approvals



All Work Comes With:

- A 5-YEAR Workmanship Warranty
- A set of construction drawings (Professional Engineer Seal available upon request)
- Factory warranties available with most materials
- And a dedicated staff that provides excellent customer support and service.

Unsurpassed Quality & Craftsmanship
comes with every Pine Creek Pole Barn or Garage



Patios

Create a beautiful outdoor living area with a patio. A patio can be the perfect area for family and friends to gather. Pine Creek Construction offers various options for an outdoor patio area.



24' x 36' Pavilion with 8'6" Wall Metal Roof



PC Metals

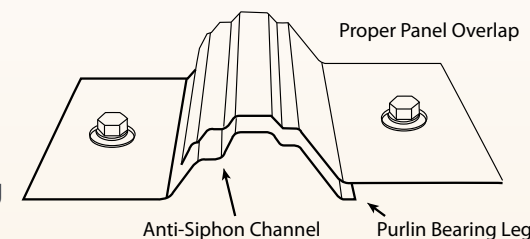
Protect Your Investment with the Superior Panel

Looking for metal roofing or siding for your next project? Try the superior quality of the metal from Pine Creek Construction.

We operate our own metal forming facility to manufacture metal panels for all of our construction projects. We provide panels to local contractors, builders and homeowners.



- Available in 26 and 28 Gauge
- Coated with Beckry Tech Finish
- 20 Color Options
- Nine Textured Colors
- Excellent Exterior Durability
- Highly Resistant to Fading and Chalking
- Limited Factory Warranty



"Excellent Job! Work was done quickly and professionally. The crew cleaned up all the debris and the roof looks great! We couldn't be happier."

— H. Daub

Five Reasons to Choose a Metal Roof Over Shingles

1. Energy Efficiency

Metal roofs will reflect an average of about 30% more energy than traditional shingle roofs, depending on the color of the metal. Light colors can reflect up to 70% of the sun's energy.

2. Appearance

More and more homeowners are discovering the beauty of today's metal panels that come in a wide range of colors including the new textured series, our panels are protected by the Beckry paint system to ensure it will keep its original color for many years.

3. Durability

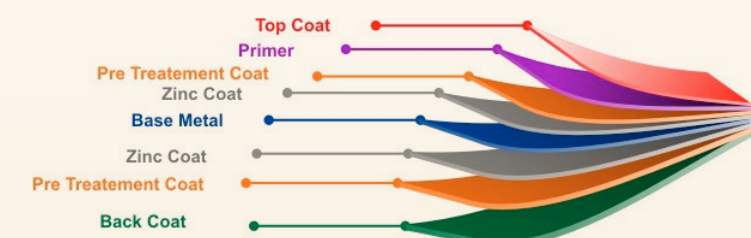
Every day the roof of a building is exposed to one or more of the elements, wind, rain, snow or direct contact of UV rays. Our 28 gauge G-100 Metal along with a *40 year paint warranty* will outlast any asphalt shingle.

4. Cost

Over the life of your home metal roofing is the most economical roofing material available. With proper ventilation and installation, metal can be installed over shingles resulting in little to no tear-off labor and shingle disposal.


5. Environmentally

You are making a conscious decision to use materials that are environmentally friendly and recyclable, and improving the air quality around your home. With all the advantages it is no surprise that metal roofing is becoming more popular with homeowners.




BeckryTech Paint System

Textured Metal Colors




Black Textured




Brown Textured




Burgundy Textured



Rust Textured



Burnished Slate
Textured



Quaker Gray
Textured



Green Textured



Red Textured




Gallery Blue
Textured

Metal Roof Colors




Light Stone



Cobblestone



Bone White



White



Rawhide



Clay



Light Gray



Charcoal



Rural Red




Crimson




Slate Blue



Gallery Blue




Burnish Slate



Earth Brown



Evergreen




Forest Green



Black



Burgundy



Copper



Galvalume



1-717-905-2281

www.PineCreekConstructionLLC.com