



The Door to Quality.

2283 / 2284 / 4283

RAISED PANEL / FLUSH SANDWICH DOOR

www.chiohd.com

C.H.I. OVERHEAD DOORS



Pictured. 3, 9' x 8' 2283 white doors with optional plain glass



8' x 7' 4283 white with optional stockton window inserts

MODEL 2283 Short Panel, Insulated

MODEL 4283 Long Panel, Insulated

MODEL 2284 Flush, Insulated

- Door sections are formed from 27-gauge galvanized draw quality steel
- Section joints are roll-formed into a tongue-and-groove design which produces a superior weather seal
- Long-lasting rollers assure consistent, efficient operation
- Bottom weather seal utilizes an aluminum retainer and extruded virgin vinyl
- Concealed steel plates run continuously from top to bottom of each section for fastening hardware
- Extension or torsion springs are coated and individually computer-calibrated to lift your door
- Extra heavy paint system¹ in your choice of white, almond, sandstone, brown, bronze, gray or evergreen
- Optional Appearance Package² upgrade available
- Hinges are stamped from galvanized steel in a "wide body" pattern for greater stability and longer life
- Optional automatic latching lock system opens easily from inside or outside
- Double sided steel doors are 2" thick
- **Models 2283/4283 R-value: 8.28**
Model 2284 R-value: 8.57

For additional information, please see numbered footnotes on backside.

This model also available in



An attractive, select model engineered for durability and energy efficiency. These models are available in 7 pre-painted, easy to care for colors, with an insulated core that protects through the harshest conditions. The beauty of this door is continued on the inside with polyester coated steel protection. Designed to complement a wide variety of home styles, this model will provide many years of dependable service.

STRONG. STYLISH.

FEATURES

WINDOW & GLASS OPTIONS

Add a touch of elegance and compliment the outside of your home with the addition of decorative and designer glass options from C.H.I. These options are an investment designed to improve the natural beauty of your exterior while adding to the value of your home.

DESIGNER LITES³ & TRIMS

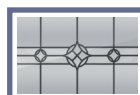
Designer Lites³



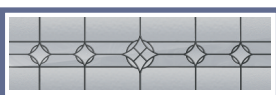
Plain

Tinted

Obscure



Newport Short



Newport Long



Hawthorne Short



Hawthorne Long



Somerset Short



Somerset Long



Hampton Short



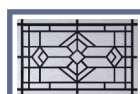
Hampton Long



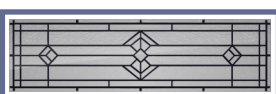
Florence Short



Florence Long



Temple Short



Temple Long

Standard Window Design Trims SHORT PANEL



2-4 Piece Sunburst



8 Piece Sunburst



7 Piece Sunburst



6 Piece Sunburst



5 Piece Sunburst



Cathedral



Sherwood



Stockton



Cascade



Mission



Waterton

Standard Window Design Trims LONG PANEL



2-2 Piece Sunburst



4 Piece Sunburst



3 Piece Sunburst



Sherwood



Stockton



2-2 piece Arched Stockton



4 piece Arched Stockton



Madison



2-2 piece Arched Madison



4 piece Arched Madison



Cascade



Mission



Waterton

APPEARANCE PACKAGE

All hardware (excluding torsion shafts, drums, springs and cables), track and struts are powder coated white. White 10 ball nylon rollers included.

VISIT YOUR DOOR PROFESSIONAL AT:

C.H.I. Overhead Doors are manufactured in Arthur, Illinois, USA.

All information presented is based on the specifications and features available at the time of printing and is subject to change without notice.



The Door to Quality.

COLOR SELECTIONS⁴

WHITE

ALMOND

SANDSTONE

BRONZE

BROWN

GRAY

EVERGREEN

FOOTNOTES

1. Extra heavy paint system consists of .25 mil. primer with rust inhibitor and a .75 mil. coating of baked-on polyester paint. **2.** Appearance Packages are standard white, custom colors are available at an extra charge. **3.** All designer lites are either transparent or semi-transparent. For all available window options, please see our Glass Option Brochure, or visit your C.H.I. Overhead Doors Distributor. **4.** Refer to samples at your local C.H.I. Overhead Doors Distributor for exact color match. **5.** Chlorofluorocarbon (CFC) free.

DOOR CONSTRUCTION

These models utilize 27-gauge exterior and 27-gauge interior steel skins. CFC⁵ free polystyrene insulation is secured in place with a urethane adhesive to increase structural integrity. The front and back skins are locked together in a tongue-and-groove design for years of worry-free protection.

Models 2283/4283.R value - 8.28
Model 2284.....R value - 8.57



WINDBREAKER SERIES and iSERIES

Wind can be unpredictable and destructive. This is why C.H.I. Windbreaker Series and iSeries doors are wind chamber tested to ensure wind-load resistance. These extra-sturdy designs provide enhanced defense against the elements.

C.H.I. OVERHEAD DOORS 1485 Sunrise Drive | Arthur, Illinois 61911 | www.chiohd.com

FLIER NUMBER_M228384-1107R8